



WAXIE EZ CONCRETE & CEMENTITIOUS TERRAZZO RESTORATION & MAINTENANCE SYSTEMS

Restore & Revitalize



Automotive



School

Concrete floors are everywhere!

Concrete Floors are a cost effective flooring option in any environment – from industrial warehouses to high end office buildings. The use of an existing concrete slab promotes savings and sustainable design, and the durability of concrete flooring is only matched by its longevity.

While concrete is versatile, easy to maintain, and tough, it is not indestructible. The good news is that there is no need to worry since **WAXIE EZ Concrete & Cementitious Terrazzo Restoration & Maintenance Systems** have everything that you need to keep your concrete and cementitious terrazzo floors looking good.

The WAXIE difference

WAXIE EZ Concrete & Cementitious Terrazzo Restoration & Maintenance Systems is a complete system of products, tools, and janitorial equipment designed to work together. Unlike other restoration and maintenance systems, our system:

- Was designed specifically for use with janitorial equipment.
- Contains a grinding accelerant that produces better results because it helps diamonds perform better, faster, and it also helps diamonds last longer.
- Utilizing over 70 years of chemical densifier knowledge, we have developed the technology to permanently strengthen and harden the floor surface.
- Doesn't use pads or diamond-impregnated pads but instead uses the substantially more effective and efficient, industry-best, diamond discs.
- Obtains a high-polish finish due to proper chemical densification instead of relying on coatings to deliver a high-polished look.



Healthcare facility

Subway

While they are tough, concrete floors are not indestructible. WAXIE has the solution... Restoration and maintenance!

Determine if your floors just need to be maintained or if they need to be restored. If you are unsure what your concrete floor needs, clean the floor five times using **WAXIE EZ Clean & Maintain Concrete & Terrazzo Floor Cleaner**. If your floor still does not meet expectations, then move ahead with restoration.

Below are the steps involved in restoring and maintaining your concrete and cementitious terrazzo floors to keep them in their best shape. **Let's get started.**

1 Step 1: Prepare your floor surface. Time to strip!

A clean and bare floor is essential to the restoration process. Stripping ensures the floor is free of coatings and surface debris.

2 Step 2: Grind: to buff and prepare.

Mechanically remove any physical imperfections on the floor to better help the densifier's effectiveness.

3 Step 3: Strengthen. Let's densify!

Concrete densification is the process of making regular concrete harder and more durable by using a chemically reactive liquid which creates crystals to fill the voids within concrete, turning it into a durable, solid mass.

4 Step 4: Hone and polish: to smooth and refine.


Buff out physical imperfections to smooth the surface. Remove 200-grit scratch patterns and polish to the desired level of gloss.

5 Step 5: Protect your like-new floors.

WAXIE EZ Concrete & Cementitious Terrazzo Restoration & Maintenance Systems offers three different topical coatings that offer additional protection for your concrete floors.

6 Step 6: Clean and maintain.

Maintain the appearance and shine of concrete and cementitious terrazzo floors while avoiding the need for restoration or floor replacement in the future.



Warehouse



Shopping mall



Museum



Airport



Hotel or resort



Residential



Stadium or arena



Manufacturing plant



Office



Restaurant

What do you need to restore and maintain your concrete and cementitious terrazzo floors?

Products

Concrete and Cementitious Terrazzo Floor Stripper

WAXIE EZ StripAway Floor Stripper | 410070 & 410086 For concrete and masonry surfaces.

Concrete and Cementitious Terrazzo Floor Grinding Accelerant

WAXIE EZ QuickGrind Concrete & Terrazzo Grinding Accelerant | 410069 & 410083 For use on concrete and cementitious terrazzo.

Concrete and Cementitious Terrazzo Floor Densifier

WAXIE EZ SlabHardener Concrete & Terrazzo Densifier | 410052 & 410077 For concrete and cementitious terrazzo.

Concrete and Cementitious Terrazzo Floor Protectants

WAXIE EZ AcidGuard Floor Protectant | 410065 & 410078 For protecting concrete and cementitious terrazzo.









WAXIE EZ SaltGuard Floor Protectant | 410067 & 410080 For protecting concrete and cementitious terrazzo.

WAXIE EZ Water & Oil Guard Floor Protectant | 410066 & 410079 For protecting concrete and cementitious terrazzo.

Concrete and Cementitious Terrazzo Floor Cleaners

WAXIE Clean & Maintain Concrete & Terrazzo Floor Cleaner | 410062 & 410076 & 410073 & 410063 For densified and densified-polished concrete, as well as all hard surface floors (other than natural wood).

Equipment

	Autoscrubber		Swing buffer or floor machine
	String mop		Burnisher
	Pump up sprayer		Diamond pads & Diamond pucks
	Fast Glide™ Finish System		Wet/dry vacuum



Before you start determine if your concrete floors need restoration or just maintenance.

It is important to determine if your dull and damaged-looking concrete floors just need maintenance or if they need to be restored. So, how can you know what is best for revitalizing your concrete floors? To answer that, all you need to do is clean the floor in question five times using **WAXIE EZ Clean & Maintain Concrete & Terrazzo Floor Cleaner**. If the floor still does not meet expectations, then it is time to go ahead with our restoration system.

WAXIE's concrete restoration system is the solution!

WAXIE EZ Concrete & Cementitious Terrazzo Restoration & Maintenance Systems revitalizes floors using standard janitorial equipment and industry-best concrete chemicals and tools to resurface, densify, and polish tired and worn out floors making them look new again.



Step 1: Strip your floors.

The purpose of stripping is to ensure the floor is free of coatings and surface debris. A clean and bare floor is essential to the restoration process. Achieving this can be daunting, but **WAXIE EZ StripAway Floor Stripper** removes all surface coatings while also reducing grind time, labor hours, and tooling costs. In addition to **WAXIE EZ StripAway Floor Stripper**, the stripping step requires a swing buffer or autoscrubber with scrubbing pads or stripping pads and our stripping solution.

WAXIE Tip

To determine if a concrete floor needs to be stripped, perform a water test.

1. Pour water on a small test section of the floor.
2. If the water is immediately absorbed into the floor, the floor does not need to be stripped.
3. If the water sits on the floor surface and is not immediately absorbed, the floor must be stripped.

Note: It is best to assume cementitious terrazzo floors have a coating and must be stripped every single time.





Features

- Removes all surface coatings
- Reduces grind time
- Minimizes labor hours
- Decrease tooling costs
- Easy to apply
- Works in 30 minutes!
- Works chemically — little scrubbing required
- Less costly than any non-hazardous solutions

Step 1: WAXIE EZ StripAway Floor Stripper

WAXIE EZ StripAway Floor Stripper is a chemical agent specifically designed to remove residue and coatings from concrete and masonry surfaces in preparation for the application of the WAXIE EZ SlabHardener or simply for aesthetic reasons.

Pair with a scrubbing or stripping pad(s) affixed to an autoscrubber or a swing buffer.

Dilute 1:20 or 6 ounces per gallon of water. One gallon will cover approximately 100 square feet.



WAXIE EZ StripAway Floor Stripper | Item #410070

Four 1-gallon containers per case. For use on concrete and cementitious terrazzo floors.

WAXIE EZ StripAway Floor Stripper | Item #410086

One 5-gallon drum. For use on concrete and cementitious terrazzo floors.




Step 2: Grind your floors.

What is the purpose of grinding the floor? The purpose is to mechanically remove any physical imperfections on the floor and create a consistent scratch pattern for floor uniformity

Mechanically remove any physical imperfections on the floor and create a consistent scratch pattern for floor uniformity. Diamond pucks are used in this step to prepare the floor for honing.

What are diamonds and how are they categorized?

- Diamond tools are used to grind, hone, and polish concrete and cementitious terrazzo floors.
- They are attached to a rotary polishing machine – or in this case an autoscrubber or swing buffer – which moves the diamonds across the floor to establish consistent scratch patterns.
- They are categorized by grits – or levels or coarseness – similar to sandpaper. Lower, coarser grit diamonds are used for grinding, while higher, finer grit diamonds are used for polishing.




200

Grinding
Item #580174



400

Honing
Item #580175



800

Item #580176



1800

Polishing

Item #580177



Features

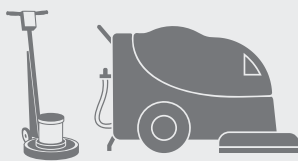
- Accelerated, enhanced clarity in fewer grinding and polishing steps
- Doesn't require floor to be pre-wet overnight
- Increased diamond tool performance as a result of enhanced lubricated environment and easy-to-clean slurry
- Keeps 200 grit grinding diamonds and other equipment clean during the grinding process
- Achieve higher clarity with lower grit diamonds
- Improves quality of concrete and cementitious terrazzo floors
- Single component solution
- Suitable for new or existing concrete

Step 2: WAXIE EZ QuickGrind Concrete & Terrazzo Grinding Accelerator

WAXIE EZ QuickGrind Concrete & Terrazzo Grinding Accelerator is a unique liquid formulation that provides accelerated and enhanced clarity to hard steel troweled concrete in fewer grinding and polishing steps.

Pair with 200-grit diamonds affixed with oval adapters to an autoscrubber or a swing buffer.

Ready to use. One gallon can cover 800 square feet.



WAXIE EZ QuickGrind Concrete & Terrazzo Grinding Accelerant | Item #410069
Four 1-gallon containers per case. For use on concrete and cementitious terrazzo floors.

WAXIE EZ QuickGrind Concrete & Terrazzo Grinding Accelerant | Item #410083
One 5-gallon drum. For use on concrete and cementitious terrazzo floors.



Step 3: Time to densify.

After the concrete surface has been mechanically ground with diamonds and “opened up”, it is necessary to re-densify. Concrete densification is the process of making regular concrete harder and more durable using a chemically reactive liquid. This chemical reaction creates crystals to fill the voids within concrete, turning it into a long-lasting, solid mass.


Regular concrete has a porous structure which makes it more susceptible to dusting, staining, and wear-and-tear — some of concrete’s main challenges. To harden and strenghten your concrete and cementitious terrazzo floors, you need to create a chemical reaction between the regular concrete and a sodium silicate densifier. This chemical reaction is called concrete densification and it forms crystals that fill voids which adds strength to the concrete.

Densified



- Durable, hard surface
- No dusting
- Slight sheen
- Voids filled with crystals
- Added strength

Non-Densified



- Soft surface
- Dusts and scratches easily
- No sheen
- Porous structure
- Susceptible to wear, tear, and damage



Features

- Penetrates and reacts with the concrete
- Develops crystals within the concrete surface
- Becomes part of the concrete — not just a topical coating
- No VOC's
- Enhanced natural lighting
- Re-use existing concrete

Step 3: WAXIE EZ SlabHardener Concrete & Terrazzo Densifier

WAXIE EZ SlabHardener Concrete & Terrazzo Densifier chemically reacts with concrete surfaces and the cement in cementitious terrazzo to enhance density and hardness, allowing floors to be polished to a marble-like sheen.

Apply with a sprayer, microfiber pad, and wand.

Ready to use. One gallon can cover 600 square feet.



WAXIE EZ SlabHardener Concrete & Terrazzo Densifier | Item #410052

Four 1-gallon containers per case. For use on concrete and cementitious terrazzo floors.

WAXIE EZ SlabHardener Concrete & Terrazzo Densifier | Item #410077

One 5-gallon drum. For use on concrete and cementitious terrazzo floors.



Step 4: Hone and polish to desired shine.

Hone and refine the floor by removing 200-grit scratch patterns and polishing to the customer's desired level of polish.

Use 400-grit diamonds to hone, 800 or 1800-grit to polish. Affixed desired diamond grit to oval adapters and use an autoscrubber or a swing buffer.

To hone or to polish, that is the question.

After using 400-grit to hone, your floors will be dull with no shiny spots, have consistent but less visible scratches, and will be smooth to the touch.

After using 800-grit to polish, your floors will have a shiny appearance and clarity begins to reflect off of the surface.

After using 1800-grit to polish, your floors will be high shine with clear and distinct reflections off of the floor.




Step 4: Honing and polishing your concrete floors.

After removing 200-grit scratch patterns, use higher grit diamond pucks to hone and polish your concrete and cementitious terrazzo floors to desired level of shine.



Honing
Item #580175



Polishing
Item #580176



Polishing
Item #580177



Step 5: Protect.

Now that you have restored your floors, help make them last by giving them additional protection against harmful substances like acids, salt, water, and oils. **WAXIE EZ Concrete & Cementitious Terrazzo Restoration & Maintenance Systems** offer three different concrete protectants to help seal your concrete and cementitious floors from corrosive elements.

- **WAXIE EZ AcidGuard** provides ultimate stain and etch protection with a high gloss finish. This topical coating is ideal for protecting concrete and terrazzo against acid staining. When a spill occurs, **WAXIE EZ AcidGuard's** layer of protective properties prevent the floor from immediate damage and increases the window of opportunity for clean-up.
- **WAXIE EZ SaltGuard** is a silane that provides salt and water repellency to concrete and masonry. Silane reacts with the silica in concrete, and is therefore ideal for use on concrete floors which require additional repellency against salt-bearing water.
- **WAXIE EZ Water & Oil Guard** is an oil and water repellent specifically formulated for concrete and terrazzo floors. It prevents oil from penetrating the floor and water reactions that cause whiting.

Features

- Ultimate stain and etch protection
- Topical sealer
- Strong floor adhesion; does not peel or flake
- Creates high gloss and shine when burnished; cures without burnishing
- Enhances floor color including dyes and aggregate
- UV stable; may be used outdoors
- Can be re-applied anytime; does not require stripping
- Creates sacrificial layer between spill and floor
- Reduces expensive, time consuming stain repair



Step 5: WAXIE EZ AcidGuard Floor Protectant

WAXIE EZ AcidGuard Floor Protectant provides ultimate stain and etch protection with a high gloss finish. This topical coating is ideal for protecting concrete and cementitious terrazzo against staining. When a spill occurs, WAXIE EZ AcidGuard Floor Protectant's layer of protective properties prevent the floor from immediate damage and increases the window of opportunity for clean-up.

Apply WAXIE EZ AcidGuard Floor Protectant to floor using pump-up sprayer, microfiber pad and wand to cover the floor. After allowing WAXIE EZ AcidGuard Floor Protectant to dry for 50–60 minutes, use a burnisher and pad to enhance sheen.

Dilute 1:1 or one gallon of concentrate to one gallon of water. Can also be used without dilution. One gallon covers 1500–2000 square feet.



WAXIE EZ AcidGuard Floor Protectant | Item #410065

Four 1-gallon containers per case. For use on concrete and cementitious terrazzo floors.

WAXIE EZ AcidGuard Floor Protectant | Item #410078

One 5-gallon drum. For use on concrete and cementitious terrazzo floors.



Features

- Complete water and salt repellency
- Easy to use; single pass spray application
- Minimal masking, overspray or clean-up required
- No change in texture or skid resistance
- Does not alter the appearance of the application surface
- Penetrating sealer
- Fast acting; floors open to traffic within 20–45 minutes following treatment
- Low susceptibility to UV light
- Helps stop efflorescence
- Compatible with solvent-based surface treatments (i.e. striping paint)

Step 5: WAXIE EZ SaltGuard Floor Protectant

WAXIE EZ SaltGuard Floor Protectant is a ready-to-use silane product that provides salt and water repellency to concrete and cementitious terrazzo floors. Silane reacts with the silica in concrete, and this repellency prevents salt intrusion which can lead to rebar corrosion and surface spalling. Therefore, WAXIE EZ SaltGuard Floor Protectant is ideal for use on concrete floors which require additional repellency against salt-bearing water.

Apply WAXIE EZ SaltGuard Floor Protectant by brush, roller or sprayer.

Ready to use. One gallon covers 100–200 square feet for densified, precast and architectural concrete; 300–400 square feet for densified-polished concrete; 75–100 square feet for brick, masonry or splitfaced block surfaces.



WAXIE EZ SaltGuard Floor Protectant | Item #410067

Four 1-gallon containers per case. For use on concrete and cementitious terrazzo floors.

WAXIE EZ SaltGuard Floor Protectant | Item #410080

One 5-gallon drum. For use on concrete and cementitious terrazzo floors.



Features

- Complete water and oil repellency
- Easy to use; single pass spray application
- Minimal masking, overspray or clean-up required
- No change in texture or skid resistance
- Does not alter the appearance of the application surface
- Penetrating sealer
- Fast acting; floors open to traffic within 20–45 minutes following treatment
- Low susceptibility to UV light
- Helps stop efflorescence
- Compatible with solvent-based surface treatments (i.e. striping paint)

Step 5: WAXIE EZ Water & Oil Guard Floor Protectant

WAXIE EZ Water & Oil Floor Protectant is a ready-to-use oil and water repellent specifically formulated for concrete and cementitious terrazzo floors, offering protection against reactions that can cause whiting.

Apply WAXIE EZ Water & Oil Floor Protectant with a pump-up sprayer. After allowing WAXIE EZ Water & Oil Floor Protectant to soak in, use a microfiber pad to evenly distribute product on floor.

Ready to use. One gallon covers 600–1200 square feet.



WAXIE EZ Water & Oil Floor Protectant | Item #410066

Four 1-gallon containers per case. For use on concrete and cementitious terrazzo floors.

WAXIE EZ Water & Oil Floor Protectant | Item #410079

One 5-gallon drum. For use on concrete and cementitious terrazzo floors.



Step 6: Clean and maintain your like new floors.

Keeping the finished concrete and cementitious terrazzo floors clean is the first line of defense in floor care. Not only does **WAXIE EZ Clean & Maintain Concrete & Terrazzo Floor Cleaner** help maintain the appearance and shine of your floors, it also continuously helps strengthen and harden concrete floors. This helps you avoid the need for restoration or floor replacement in the future — which helps cut costs while giving you peace of mind that your floors are the best they can be!



Features

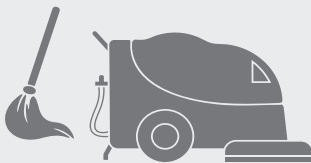
- Continually helps strengthen and harden concrete
- Removes dirt and particles which scratch and dull the floor
- Helps maintain floor sheen
- Decreases visibility of minor scratches and blemishes

Step 6: WAXIE EZ Clean & Maintain Concrete & Terrazzo Floor Cleaner

WAXIE EZ Clean & Maintain Concrete & Terrazzo Floor Cleaner is a uniquely formulated cleaner designed to clean, maintain and enhance bare concrete, densified and densified-polished concrete and all hard floor surfaces with the exception of natural wood. Proprietary Polar Micelle Technology pulls contaminants out and up from the concrete and holds it in suspension, providing maximum cleaning.

After removing debris from the floor, apply **WAXIE EZ Clean & Maintain Concrete & Terrazzo Floor Cleaner** by cotton wet mop, automatic scrubber, or other means. Remove any excess product and allow floors to air dry. For enhanced results, periodically burnish or buff surface with non-aggressive pad or polishing pad.

Dilute one ounce of product to one gallon of water.



WAXIE EZ Clean & Maintain Concrete & Terrazzo Floor Cleaner | Item #410062

Four 1-gallon containers per case. For use on all hard floor surfaces except natural wood.

WAXIE EZ Clean & Maintain Concrete & Terrazzo Floor Cleaner | Item #410076

One 5-gallon drum. For use on all hard floor surfaces except natural wood.

WAXIE EZ Clean & Maintain Concrete & Terrazzo Floor Cleaner | Item #410073

One 55-gallon drum. For use on all hard floor surfaces except natural wood.

WAXIE EZ Clean & Maintain Concrete & Terrazzo Floor Cleaner | Item #410063

Twelve 12-ounce containers per case. For use on all hard floor surfaces except natural wood. Dilution ratio 1:320 or one 12-ounce bottle to a 30-gallon scrubber

WAXIE EZ Concrete & Cementitious Terrazzo Restoration & Maintenance Systems is one complete system.

This restoration and maintenance system is a complete system of products, tools and janitorial equipment, designed to work together. This system was designed with janitorial teams in mind, and is simple and easy to follow and most importantly, produces highly effective results!



1 Strip

2 Grind

3 Densify

4 Hone & Polish



5 Protect - In Three Different Ways!

6 Clean & Maintain

WAXIE EZ CONCRETE & CEMENTITIOUS TERRAZZO RESTORATION & MAINTENANCE SYSTEMS

Restore & Revitalize

Chemical Products

- WAXIE EZ StripAway Floor Stripper | 410070 Four 1-gallon containers per case | 410086 One 5-gallon drum
For concrete and masonry surfaces
- WAXIE EZ QuickGrind Concrete & Terrazzo Grinding Accelerant | 410069 Four 1-gallon containers per case | 410083 One 5-gallon drum
For concrete and cementitious terrazzo floors
- WAXIE EZ SlabHardener Concrete & Terrazzo Densifier | 410052 Four 1-gallon containers per case | 410077 One 5-gallon drum
For concrete and cementitious terrazzo floors
- WAXIE EZ AcidGuard Floor Protectant | 410065 Four 1-gallon containers per case | 410078 One 5-gallon drum
For protecting concrete and cementitious terrazzo
- WAXIE EZ SaltGuard Floor Protectant | 410067 Four 1-gallon containers per case | 410080 One 5-gallon drum
For protecting concrete and cementitious terrazzo
- WAXIE EZ Water & Oil Guard Floor Protectant | 410066 Four 1-gallon containers per case | 410079 One 5-gallon drum
For protecting concrete and cementitious terrazzo
- WAXIE EZ Clean & Maintain Concrete & Terrazzo Floor Cleaner | 410062 Four 1-gallon containers per case | 410076 One 5-gallon drum
410073 One 55-gallon drum | 410063 Twelve 12-ounce containers per case
For all hard floor surfaces except natural wood

Diamond Pucks and Pads

- Diamond Puck Adapter Oval Diamond Connector | 580173 each
- Diamond Puck 200 Grit Abrasive | 580174 each
- Diamond Puck 400 Grit Abrasive | 580175 each
- Diamond Puck 800 Grit Polish | 580176 each
- Diamond Puck 1800 Grit Polish | 580177 each
- SmartScrub Floor Pad 15" | 262403 5/cs
For use with 175-300 RPM machine
- SmartScrub Floor Pad 20" | 262402 5/cs
For use with 175-300 RPM machine
- Black Diamond Floor Pad 20" 3000 Grit | 266390 2/cs
For use with high and ultra high speed machines

Additional Equipment

- Autoscrubber
- String mop
- Pump up sprayer
- Fast Glide™ Finish System
- Swing buffer or floor machine
- Burnisher
- Wet/dry vacuum



Unleashing the Strength of a National Platform

Envoy Solutions is a specialized distributor and solution provider serving the US market through a family of the nation's best regional distributors. We specialize in facility supplies, food service, packaging solutions, and specialty marketing solutions. We're way more than a catalog or website—we're people who listen, roll up our sleeves, and do the heavy lifting. We offer a broad catalog of top brands and products, along with deep expertise and advice, to help our client-partners succeed. We are driven to make facilities cleaner and more sustainable, people safer, and operations more productive, every day.

For more information on Envoy Solutions, visit www.envoysolutions.com

Rev. 04-23



Available through Envoy Solutions and our Regional Distribution Brands
www.envoysolutions.com | (800) 995-4466

© 2023 Envoy Solutions