




ENVOY
SOLUTIONS

WAXIE [®]
CLEANING SOLUTIONS

WAXIE DIAMOND GUARD FLOOR CARE SYSTEMS

Minimal Labor, Maximum Durability



WAXIE Diamond Guard Systems have everything that you need to keep your floors looking good.

WAXIE Diamond Guard Systems are high performing floor systems that are perfect for education, hospitality, healthcare, government, industrial/manufacturing, commercial real estate and foodservice facilities. They include a series of urethane finishes and sealers for LVT (luxury vinyl tile), VCT (vinyl composition tile), terrazzo, linoleum, ceramic, natural stone, concrete, recycled rubber, and safety, embossed and smooth rubber floors. With minimal application, drying, and curing times and maximum durability, these finishes and sealers will enhance and protect your facility flooring investment. An investment in your facility flooring will keep your business on solid ground!

Floor Strippers

WAXIE Diamond Guard Urethane Remover | 322200 For urethane and acrylic finish removal on all floors.

WAXIE Annihilator Prep and Strip Concentrate | 320122 For acrylic finish removal on all floors.

WAXIE Diamond Guard Eco-Lift Multi-Purpose Remover | 930023 For epoxy-based UV floor finishes and epoxy grout haze.

Floor Sealers

WAXIE Diamond Guard S Catalyzed Sealer | 934210 For luxury vinyl (LVT), VCT and terrazzo.

WAXIE Diamond Guard CF Catalyzed Sealer | 934212 For use on ceramic tile, quarry tile, concrete and natural stone.

WAXIE Diamond Guard LVT Sealer and Restorer | 930017 For luxury vinyl (LVT).

WAXIE Diamond Guard Rubber Floor Seal and Finish | 930026 For recycled rubber floors.

Floor Finishes

WAXIE Diamond Guard VF Urethane Floor Finish | 930004 For luxury vinyl (LVT), linoleum, recycled rubber and safety, embossed, and smooth rubber.

WAXIE Diamond Guard LC Linoleum Coating | 930028 For linoleum surfaces.

WAXIE Diamond Guard TZ Catalyzed Mop-on Urethane Floor Finish | 933101 For VCT and terrazzo.

WAXIE Diamond Guard TZ Satin Finish | 930019 For composition rubber, sheet vinyl, wood, VCT, terrazzo, and linoleum floors.

WAXIE Ceramic Guard Mop-On Ceramic Stone Coating | 930018 & 930027 For ceramic and stone surfaces.

WAXIE Diamond Guard Natural Ceramic Coating | 930016 & 930020 For natural stone(s), manufactured stone tile, concrete/cement, and ceramic.

Floor Cleaners

WAXIE Diamond Klenz Daily Neutral Cleaner | 320121 For all floors.

WAXIE has solutions for all of your floor care needs. How can our products work for you?

As you prepare to refinish your floors consider the pros and cons of the process. Does the finish need to dry quickly, or can the area be closed off for dry time? Who is applying the finish? Do they have the training needed? Determining the parameters up front can help you save time, money and your sanity.

Below are the steps involved in making, and keeping, your floors in tip top shape. **Let's get started.**

1 Step 1: Identify your floor surface. What are you working with?

The first step in floor finishing is to identify the type of flooring in your facility. Has it been finished before? How will the introduction of WAXIE Diamond Guard systems affect it?

2 Step 2: Prepare your floor surface. Time to strip!

Stripping all of the old finish off of your floor is essential to creating a shiny new surface. Removing the old sealer and finish reveals the base level of flooring in its porous and unprotected state. Once all of the coatings have been removed the floor is in a state where a new sealer and finish can bond with the base.

3 Step 3: Seal: to preserve and protect.

Sealing a floor provides the base and the barrier needed to protect floors from dirt and enhance material longevity. Sealers are made of smaller polymer molecules than finishes, so the molecules fill the porous material more easily and the base builds faster than that of finish. These polymer molecules create a strong film that can withstand daily and interim maintenance, including scrubbing and recoating of finish.

4 Step 4: Apply finish. Let it shine!

Floor finish is like the icing on a cake – it makes everything better! Floor finishes have smoother polymer molecules than sealers, so light is reflected back to the eye as opposed to being deflected. The molecular difference in finishes also makes them easier to remove than sealers, so they can be maintained and enhanced on a regular basis.

5 Step 5: Clean and maintain.

Daily cleanings keep dirt and debris from getting ground into a floor, where it can abrade the finish and deteriorate the coatings. Daily cleanings also extend the life of the sealers and finishes which limits the amount of time and work intensive strip and recoat procedures.



Step 1: Identify your floor surface.

There are important differences in finishes, just as there are in floors. If you can't tell whether your floor is vinyl or linoleum you can test for floor type by checking the type of backing it has. Linoleum has a mesh backing and the color and pattern go throughout the tile, whereas vinyl is just a pattern printed on the top of the material. Additional flooring types and distinguishing characteristics are listed below.

Concrete Floors are a cost effective flooring option in any environment – from industrial warehouses to high end office buildings. The use of an existing concrete slab promotes savings and sustainable design, and the durability of concrete flooring is only matched by its longevity. Concrete is versatile and easy to maintain and can be painted, stained or polished in any number of ways that will give it a unique finish.

Luxury Vinyl Tile (LVT) is durable, moisture resistant, and can be an attractive alternative to wood, tile or stone. It is a seamless installation and can replicate the real hardwood or stone textures but is scratch, stain, dent and scuff resistant for maximum resilience. Certain products that are low VOC can satisfy green building standards and contribute to LEED points. LVT is versatile enough to be used in almost any type of facility.

Vinyl Composition Tile (VCT) is an affordable easy-to-install vinyl tile that is an alternative to natural materials, and is often used in educational, retail, food service, industrial and government facilities.

Terrazzo flooring consists of a thin resin matrix veneer adhered directly on to the concrete slab or prepared subfloor. The resin veneer is a mix of epoxy and coarse marble aggregate, and is lightweight, flexible, resilient and chemical resistant. Terrazzo is often used in large open spaces that host a lot of foot traffic such as airports, shopping malls and government buildings.

Linoleum is often confused with vinyl flooring, however linoleum is made with natural, renewable materials. It is one of the most sustainable flooring material choices and is antibacterial and biodegradable. Linoleum is fire resistant and water resistant, but not waterproof. With regular maintenance, linoleum has a lifespan twice that of vinyl (or up to 20-40 years) and will remain colorfast. It is perfect for foodservice, education, government and industrial buildings.

Marmoleum is a name brand of linoleum produced by Forbo.

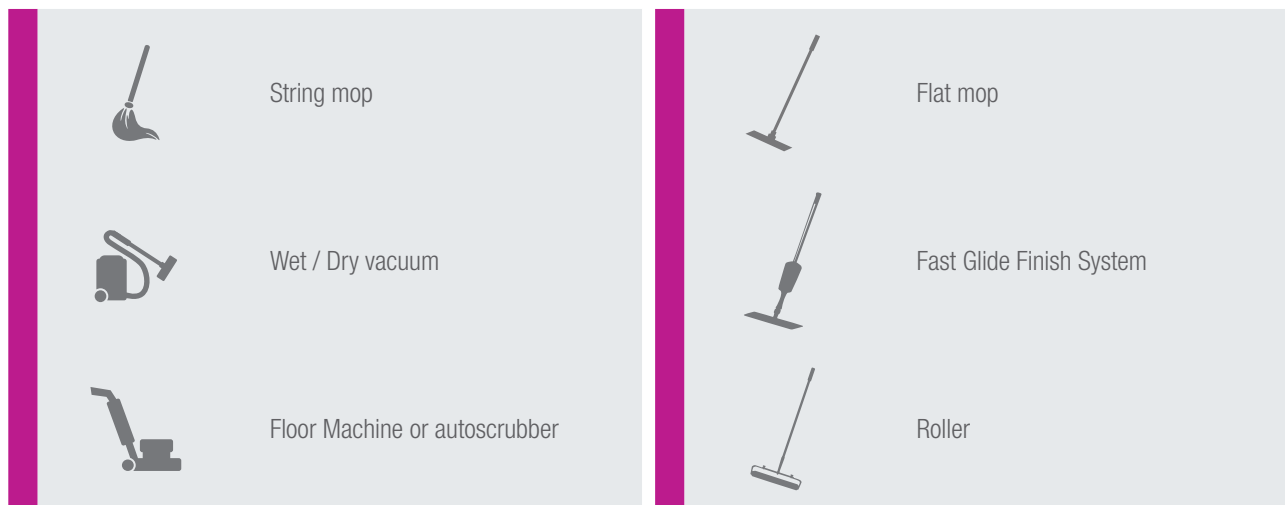
Ceramic Floors are made of hard glazed tiles that are most notable for their durability. Ceramic is low maintenance, cost effective and easy to clean and sterilize. The tiles create a non-resilient surface that is best used in common areas that have a good amount of foot traffic such as restrooms or lobbies.

Natural Stone flooring includes hard stones such as granite, marble and slate and is the most durable of all flooring types. It is a non-resilient surface that is best used as a design statement in indoor and outdoor common areas.

Recycled Rubber is a softer flooring that can help relieve fatigue and stress related to standing for long periods of time. It is non toxic, water resistant, durable, low maintenance and is made of recycled materials which can potentially contribute to LEED points. Although slightly more expensive than some other flooring options, it proves to be an excellent option for playgrounds, physical fitness, foodservice and industrial/manufacturing facilities.

Safety, Embossed and Smooth Rubber is similar to Recycled Rubber however it can be synthetic or natural and is generally used in areas where a non-skid, resilient surface is necessary.

The following pictograms are shown alongside the featured chemicals on the following pages. They represent the essential items that are needed for applying the chemical that is being shown on the page.





Step 2: Prepare your floor surface.

When dirt and buildup are evident and there is very little finish left it is time to strip the floors, which is the most labor intensive of all floor care procedures. Stripping all the dirt, old sealer, and finish off the floor and recoating with new sealer and finish can be performed annually or more/less often depending on traffic and soil conditions. The process requires a floor machine or autoscrubber with aggressive pads and a stripping solution like WAXIE Diamond Guard Urethane Remover, WAXIE Diamond Guard Eco-Lift Multi-Purpose Remover, or WAXIE Annihilator, which are both designed to emulsify all the floor's finish into a slurry that can be removed with a wet vacuum or mop.

Once all finish and sealer is removed, clean the base substrate/floor with WAXIE Diamond Klenz. It is a surfactant-free, residue-free neutral cleaner. It is very effective in aiding to remove the strip-out residues that would interfere with proper application of the sealer and finish.

Additionally, when cleaning rubber floor surface types WAXIE Diamond Klenz is extremely effective in removing oils in recycled rubber and the paraffin layer in smooth safety rubber floors. If left uncleaned, the oils and wax will interfere with proper adhesion of the finish.

Always strip and properly clean the floor. The quality look of the finish is only as good as the time and care taken for prep.



Features

- Zero VOC's, per California Consumer Products Regulations
- Non-corrosive; pH of less than 11.0
- DOT Non-Regulated = Lower freight costs
- Will not 'dry-out' like typical floor strippers
- Will not yellow the surface
- Residue easily cleaned with WAXIE Diamond Klenz Neutral Cleaner mixed with water at proper dilution

Step 2: WAXIE Diamond Guard Urethane Remover

WAXIE Diamond Guard Urethane Remover is one of the most economical, versatile, and labor saving removers on the market. It is specially formulated to remove catalyzed urethane finishes, but is capable of removing all water based floor finishes as well.

It works by breaking and lifting the finish's bond and sealer from the flooring surface. The product can remove up to 100 coats of acrylic floor finish and is low odor, low pH, fragrance free and dye free. WAXIE Diamond Guard Urethane Remover has a rapid strip out time and there is no need for the use of heavy duty stripping pads. When used properly it will not damage or discolor VCT, terrazzo, manufactured vinyl, safety rubber, linoleum, or recycled rubber flooring.

Urethane Removal: One gallon can remove 100 – 200 square feet.

Acrylic Removal: One gallon can remove 100 – 2400 square feet.



WAXIE Diamond Guard Urethane Remover | Item #322200

Two 2.5-gallon containers per case. For use on all urethane finished floors.



Features

- Ultra low odor
- Completely reducible in water
- Acrylic finish remover
- High concentration
- DOT non-regulated
- VOC compliant

Step 2: WAXIE Annihilator Prep and Strip Concentrate

WAXIE Annihilator Prep and Strip Concentrate is a super-concentrated high productivity acrylic floor finish remover. Its ultra high power is designed to quickly attack heavily recoated and burnished floors and can even remove tough stone protecting finishes. WAXIE Annihilator Prep and Strip Concentrate has two powerful dilution ratios for use in moderate to heavy stripping applications. It has power packed performance that is ultra low odor and is ultra-economical to use.

One gallon can cover up to 2400 square feet.



WAXIE Annihilator Prep and Strip Concentrate | Item #320122

Four 1-gallon containers per case. For use on all acrylic floor finishes.



Features

- Readily biodegradable
- Low amine, pH of 9.0–9.3
- Acrylic finish remover
- High concentration
- DOT non-regulated
- VOC compliant

Step 2: WAXIE Diamond Guard Eco-Lift Multi-Purpose Remover

WAXIE Diamond Guard Eco-Lift Multi-Purpose Remover is a fast and powerful multifunctional remover/stripper for institutional floor finishes (acrylic and urethane). It can also be used to remove epoxy-based UV floor finishes as well as epoxy grout haze from ceramic tile or stone.

WAXIE Diamond Guard Eco-Lift Multi-Purpose Remover is a concentrate and must be diluted a minimum of 25% with water to be effective. Always test, in a small area, diluted solution to determine optimum efficiency and effective strip-out time.

Urethane Removal: One gallon can remove 500 square feet.

Acrylic Removal: One gallon can remove 500 square feet.



WAXIE Diamond Guard Eco-Lift Multi-Purpose Remover | Item #930023

Four 1-gallon containers per case. For use on all acrylic and urethane finished floors.



Step 3: Seal.

Sealing a floor is the first line of defense after initial installation and continues periodically during strip and recoat procedures throughout the life of the flooring.

A sealer is essential as it fills in the porous flooring material and provides a base that bonds with the finish and keeps it from absorbing into the substrate (flooring). It prevents cracking, fading, absorption and abrasion to the surface of the floor. A sealed floor will allow for a higher finish shine and better depth-of-image. Finish is also easier to remove if a sealer is applied underneath.

Diamonds are forever

Bring your floors back to their original sparkle and shine with WAXIE Diamond Guard and WAXIE Resin Diamonds.

WAXIE Resin Diamond Floor Pads are designed to be used on concrete, marble and stone, and can provide 50% longer coverage than competitive diamonds. Achieve unmatched results when WAXIE Resin Diamonds are used with a planetary pad driver system such as the WAXIE Diamond Guard Satellite Pad Holders and with machines from 140–200 pounds. WAXIE Diamond Guard Satellite Pad Holders are the first engineered grinder/cleaner/polisher plate in one. Your floors, and your staff will thank you for springing for the real thing!



Features

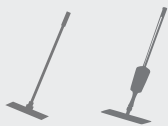
- Enhances the Depth-of-Image (DOI) and overall appearance of WAXIE Diamond Guard TZ Urethane Floor Finish
- Less than 1% VOC, per California Consumer Products Regulations
- Can be left as a short term temporary finish
- Topcoat or recoat in 20-40 minutes, with either second coat of WAXIE Diamond Guard Sealer or WAXIE Diamond Guard TZ Finish
- Very low odor
- Very fast dry

Step 3: WAXIE Diamond Guard S Sealer

WAXIE Diamond Guard S Sealer is a non-yellowing urethane based sealer, which functions as a sealer/barrier/bonding primer under WAXIE urethane floor finishing systems. It also works to enhance gloss and depth-of-image (DOI) of the final finish.

This sealer equalizes and stabilizes high surface tension on the floor and acts as a bonding primer for the WAXIE Diamond Guard TZ Mop-On Floor Finish with the difficult-to-adhere surfaces that are typical of flexible laminates on the market today. When used on VCT, WAXIE Diamond Guard S Sealer acts as a barrier primer, preventing the WAXIE Diamond Guard TZ Mop-On Floor Finish from penetrating the porous surface of the VCT tile. Additionally it acts as barrier for plasticizer migration that keeps the VCT from migrating through the WAXIE Diamond Guard TZ Mop-On Floor Finish, which will cause gloss degradation. WAXIE Diamond Guard S Sealer can reduce strip-out times by 30-50% and is a dramatic time saver (aid in strippability) for future removal of WAXIE Diamond Guard TZ Mop-On Floor Finish.

One gallon can cover 1200–1500 square feet.



WAXIE Diamond Guard S Sealer | Item #934210

Four 1-gallon containers per case. For use on luxury vinyl (LVT), VCT and terrazzo.



Features

- Designed for indoor/outdoor use
- No harsh solvents
- Low VOC
- Low odor
- pH Neutral—Safe on all surfaces
- Repels water and oil based fluids
- Scratch resistant and durable
- Easy to maintain and repair
- No etching

Step 3: WAXIE Diamond Guard CF Catalyzed Sealer

WAXIE Diamond Guard CF Catalyzed Sealer is a catalyzed dual component sealer for use on ceramic tile, quarry tile, cement and natural stone.

This water based product provides the protection of an impregnator, with the performance and gloss of a urethane – all with minimal to no change in appearance or color of the surface. It provides superior adhesion without etching or priming and can prevent spalling concrete by causing chemical rebonding. WAXIE Diamond Guard CF Catalyzed Sealer is scratch resistant and UV stable and can be used indoors or outdoors.

One gallon kit can cover 250–800 square feet, depending on the porosity of the concrete.



WAXIE Diamond Guard CF Catalyzed Sealer | Item #934212

Four 2-part 1-gallon kits per case. For use on ceramic tile, quarry tile, cement and natural stone.



Features

- One-hour dry time
- Resists hand sanitizer & cleaning chemicals
- Highly scratch and mar resistant
- Restores LVT surfaces
- One-part system
- VOC compliant
- Low sheen similar to factory finishes


Step 3: WAXIE Diamond Guard LVT Sealer and Restorer

Luxury Vinyl Floors (LVT) have made great strides in durability and appearance, quickly becoming a number one choice for flooring, both institutional and consumer use. However, at some point, LVT can appear worn and tired.

WAXIE Diamond Guard LVT Sealer and Restorer is the answer to renew and revive LVT floors. WAXIE Diamond Guard LVT Sealer and Restorer is an extremely durable thin film application sealer for flexible vinyl manufactured floors.

Pair with WAXIE Diamond Klenz and WAXIE Diamond Guard Eco-Lift Multi-Purpose Remover.

One gallon can cover 2400–3200 square feet.



WAXIE Diamond Guard LVT Sealer and Restorer | Item #930017

Six quarts per case. For use on Luxury Vinyl Floors (LVT).



Features

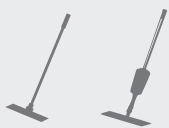
- Pot life: 12 hours (store at room temperature)
- Dry time: 60-90 minutes
- Typical coating life is 2–3 years, depending on foot traffic and maintenance
- Does not flake—Resistant to extreme wear and scuffing
- T-bar application
- Matte finish

Step 3: WAXIE Diamond Guard Rubber Floor Seal and Finish

WAXIE Diamond Guard Rubber Floor Seal and Finish is a matte sealer and finish in one for recycled rubber floors. Extremely durable and suitable for all types of environments including fitness centers, rehab areas, locker rooms, day care facilities, classrooms, and dog daycare facilities. This sealer and finish is extremely low odor, fast dry and water based.

Pair with WAXIE Diamond Klenz Daily Neutral Cleaner and WAXIE Diamond Guard Eco-Lift Multi-Purpose Remover. Apply two coats with a T-Bar. Average lifespan before reapplication is 2-3 years.

One gallon coverage: First coat: 200–400 square feet; Second coat: 700–800 square feet (350–500 square feet per gallon x2 coats) depending upon rubber density.



WAXIE Diamond Guard Rubber Floor Seal and Finish | Item #930026

Two 1-gallon containers per case. For use on recycled rubber floors.



Step 4: Apply finish.

Floor finishes not only give floors a fine shine, but also provide a mar and scuff resistant surface that helps resist fading, yellowing and abrasion. Finishes can also protect floors from damage caused by spills. Most importantly, the use of a floor finish extends the life of a floor considerably and makes cleaning easier, which saves you money and time.

Unlike typical acrylic finishes that are soft and not chemical resistant, WAXIE Diamond Guard finishes are hard. Dust and dirt sit on the surface and resist the wear and tear caused by everyday traffic.

Bring the shine!

The Fast Glide Finish System significantly increases productivity while reducing worker fatigue. The self-contained system features a large solution tank with push-button activation. This eliminates the need for a traditional mop & bucket which greatly reduces much of the bending, lifting and body strain that comes with bucket systems. Fast Glide is quick and easy-to-use, and allows for a faster and more consistent finish coating.

Fast Glide is the perfect solution for your facility floors and the people who care for them!



Features

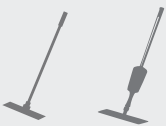
- Fast leveling
- Extended pot-life (approximately 8 hours)
- Strippable
- Low in odor
- VOC's less than 1%
- Resists yellowing
- Extreme hand sanitizer resistance
- Mar resistant

Step 4: WAXIE Diamond Guard VF Urethane Floor Finish

WAXIE Diamond Guard VF Urethane Floor Finish is an extremely durable dual component (catalyzed) urethane floor finish for vinyl, sheet goods, recycled rubber and composite rubber floors that provides high performance durability and a long lasting shine.

The fast drying finish dries to a high gloss, yet is ultra durable. This high performance product is perfect for high traffic areas and is hand sanitizer resistant and mar resistant. The flat mop application requires minimal coats of the high solid finish for maximum protection and shine. Floors that are finished with WAXIE Diamond Guard VF Urethane Floor Finish require no sealer and can be cleaned faster. The finish reduces unwanted airborne dust caused by burnishing of acrylic finishes and has outstanding gloss retention. WAXIE Diamond Guard VF Urethane Floor Finish requires only 2-3 coats (and no burnishing between coats) to build shine and excellent protection, unlike other hybrid finishes that require 5-6 coats.

One gallon can covers 1500–1600 square feet.



WAXIE Diamond Guard VF Urethane Floor Finish | Item #930004

Two 2-part 1-gallon kits per case. For use on luxury vinyl (LVT), linoleum, recycled rubber and safety, embossed and smooth rubber.



Features

- Mop-on application
- Resists hand sanitizer and Betadine®
- Mar and black heel scuff resistant
- Minimal to no burnishing—if a scratch appears, a burnish will heal it
- Non-yellowing
- 2 –3 coats needed

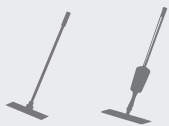
Step 4: WAXIE Diamond Guard LC Linoleum Coating

Diamond Guard LC is a water-based mop-on urethane floor coating specifically formulated for linoleum surfaces.

Linoleum is a unique sustainable flooring that requires a unique high-performance approach. Diamond Guard LC, along with our linoleum restoration system can restore your surface back to its original appearance. The system will also lower maintenance costs, bring back sustainability, and aesthetics in comparison to traditional floor finishes, while also providing ease of application.

Pair with WAXIE Diamond Klenz Daily Neutral Cleaner and WAXIE Diamond Guard Eco-Lift Multi-Purpose Remover. Matte finish.

One gallon can cover 1600 - 1800 square feet, one coat, smooth non porous surface.



WAXIE Diamond Guard LC Linoleum Coating | Item #930028

Two 1-gallon containers per case. For use on linoleum.



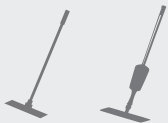
Features

- Fast leveling
- Resists streaking
- Resists yellowing
- Excellent repairability
- Resists hand sanitizer and Betadine®
- Mar and black heel scuff resistant
- High solids urethane (<25% solids)
- 8-hour pot life
- VOC compliant

Step 4: WAXIE Diamond Guard TZ Catalyzed Mop-on Urethane Floor Finish

WAXIE Diamond Guard TZ Catalyzed Mop-on Urethane Floor Finish is perfect for hard floors like terrazzo and VCT that require a floor finish that is as flexible as it is durable. This easy application mop on finish requires a minimum of two coats with an option for three coats for added protection, The high solid urethane finish is fast drying and fast leveling, and resists streaking and lines. It is a non-yellowing, low odor finish with excellent scratch and mar resistance. WAXIE Diamond Guard TZ Catalyzed Mop-on Urethane Floor Finish resists hand sanitizer, Betadine® and mottling and hazing caused from burnishing.

One gallon can cover 1600–1800 square feet.



WAXIE Diamond Guard TZ Catalyzed Mop-on Urethane Floor Finish | Item #933101

One 1-gallon kit per case. For use on VCT, Concrete, Wood and Terrazzo.



Features

- Excellent repairability
- Resists hand sanitizer and Betadine®
- No buff, burnish, or diamond grind
- Fast leveling, mop-on application
- 24-hour pot life
- VOC compliant
- Satin finish

Step 4: WAXIE Diamond Guard TZ Satin Finish

WAXIE Diamond Guard TZ Satin Finish is a water-based, satin finish, mop-on urethane floor finish designed for all types of floors. This includes, but is not limited to; composition rubber, sheet vinyl, plank-type vinyl or wood, VCT, terrazzo, and linoleum floors.

Pair with WAXIE Diamond Klenz Daily Neutral Cleaner for daily cleaning. For stripping Terrazzo or VCT use WAXIE Diamond Guard Urethane Remover; and for stripping LVT, Sheet Goods, or Polished Concrete use WAXIE Diamond Guard Eco-Lift Multi-Purpose Remover.

One gallon can cover 1600–1800 square feet.



WAXIE Diamond Guard TZ Satin Finish | Item #930019

Four 1-gallon containers per case. For use on composition rubber, sheet vinyl, plank-type vinyl or wood, VCT, terrazzo, and linoleum floors.



Features

- 30-minute dry time
- Resists hand sanitizer and Betadine®
- Mar and scuff resistant
- Average reapplication period is 9–12 months based on foot traffic and maintenance
- 12-hour pot life
- Gloss finish

Step 4: WAXIE Ceramic Guard Mop-On Ceramic Stone Coating

WAXIE Ceramic Guard Mop-On Ceramic Stone Coating is a catalyzed urethane mop-on floor finish for ceramic, and stone.

WAXIE Ceramic Guard Mop-On Ceramic Stone Coating provides all that is needed to protect floors in even the harshest of environments. It is a catalyzed urethane high gloss, high performance floor finish that is extremely durable with no etching.

Other protective finishing systems can peel and look unsightly, because prepped and etched floors can be difficult surfaces to bond with finish. WAXIE Ceramic Guard Mop-On Ceramic Stone Coating has superior adhesion to achieve powerful bonding without etching, to produce a floor finish that will outlast, outperform and outshine all other finishes.

Pair with WAXIE Diamond Klenz Daily Neutral Cleaner, WAXIE Diamond Guard Urethane Remover, or WAXIE Diamond Guard Eco-Lift Multi-Purpose Remover (Natural Stone, Ceramic, Porcelain, Quarry, and Concrete).

One gallon can cover 1200–1500 square feet.



WAXIE Ceramic Guard Mop-On Ceramic Stone Coating | Item #930018

6-quarts per case. For use on natural stone, ceramic, porcelain, quarry tile and concrete.

WAXIE Ceramic Guard Mop-On Ceramic Stone Coating | Item #930027

Two 1-gallon bottles per case. For use on natural stone, ceramic, porcelain, quarry tile and concrete.



Features

- Use interior or exterior on horizontal or vertical surfaces
- Effective chemical resistance, including all automotive fluids
- Mar and scuff resistant
- Very thin application with a flat microfiber mop
- No diamond grinding

Step 4: WAXIE Diamond Guard Natural Ceramic Coating

WAXIE Diamond Guard Natural Ceramic Coating is designed for all organic hard surfaces: natural stone(s), manufactured stone tile, concrete/cement, and ceramic. It is both a sealer and a finish coat. Formula is designed to keep the natural appearance of the substrate being coated.

One gallon can cover 500–3400 square feet, based on porosity of surface



WAXIE Diamond Guard Natural Ceramic Coating I Item #930016

6-quarts per case. For use on ceramic, & stone.

WAXIE Diamond Guard Natural Ceramic Coating I Item #930020

Two 1-gallon bottles per case. For use on ceramic, & stone.



Step 5: Clean and maintain.

Keeping the finished floors clean is the first line of defense in floor care. Using a neutral cleaner to remove dust, spills and debris from the floor surface ultimately reduces wear is a less aggressive way to maintain the floor's appearance.



Safety First

If your business is in need of safety supplies, we can help.

WAXIE has many options for Personal Protective Equipment (PPE), which can be worn for job-related occupational safety and health purposes when cleaning and maintaining floors. The hazards addressed by PPE include physical, electrical, heat, chemicals, biohazards, and airborne particulate matter. WAXIE offers equipment including goggles, gloves, and other garments and equipment designed to protect the wearer's body from injury or infection. We've got you covered!



Features

- Will absorb and encapsulate dirt for quick removal
- Safe to use as a daily cleaner with standard urethane finishes
- Does not require a clean water rinse when using as a daily cleaner
- Will not 'foam-up' in autoscrubbers
- No perfumes or dyes added
- Very low odor

Step 5: WAXIE Diamond Klenz Daily Neutral Cleaner

WAXIE Diamond Klenz Daily Neutral Cleaner is the first neutral cleaner designed specifically to clean urethane finishes and can be used to properly clean surfaces - before applying a WAXIE Diamond Guard finish.

The super concentrated formula can be mixed at (1:256) 1/2 ounce up to (1:64) 2 ounces per gallon of water depending on soil conditions. WAXIE Diamond Klenz Daily Neutral Cleaner is low-odor and dye free and can be mopped on or run through automatic scrubbers. The formula is surfactant-free so it leaves no residue or film which can result in 'traffic pattern' yellowing from contamination accumulation on the surfaces.

Additional uses include:

- Smooth Rubber Floors: Use (1:4) 32 ounces per gallon of water as a pre-finish deep cleaner, removes manufacturer waxy film on rubber floors.
- Recycled Rubber Floors: Use at RTU (full strength) to remove oils and surfactants from floor manufacturing before WAXIE Diamond Guard VF application.
- WAXIE Diamond Klenz Daily Neutral Cleaner: Use (1:4) 32 ounces per gallon of water for final rinse after finish strip-outs. No surfactant residue. Aids in lifting old urethane finishes after WAXIE Diamond Guard Urethane Remover application and wait time.
- WAXIE Diamond Klenz Daily Neutral Cleaner: Use at (1:32) or 4 ounces per gallon of water after acrylic strip outs. Safely removes strip-out residue faster and better.

One gallon can cover 600–3000 square feet, depending on dilution.



WAXIE Diamond Klenz Daily Neutral Cleaner | Item #320121

Four 1-gallon containers per case. For use on all floors.

Determining what type of finish and sealer is best for your floors is challenging business. We've got you covered...

WAXIE Removers & Cleaners

Acronym/ Name	Surface Focus	Quality	Market Focus	Additional Info
Remover #322200	Urethane remover	Best urethane stripper on the market	All Diamond Guard urethanes and all other competitors urethanes (except UV)	Fast, effective. Can also remove 100 coats of acrylic in one (1) application. Use rate 100-200 SF per gallon.
Annihilator #320122	Acrylic remover concentrate	Dilute up to (1:20) 6 ounces per gallon of water	All markets & surfaces	Acrylic stripper concentrate. Designed to effectively and quickly remove 3M Stone Protector®.
Eco-Lift #933023	Multifunctional remover & stripper	Fast and powerful	Removal of epoxy-based UV floor finishes & epoxy grout haze from tile or stone.	Fast and powerful multifunctional remover/stripper for institutional floor finishes (acrylic and urethane) and UV coatings.
Klenz #320121	Multi functional non-residue cleaner	Excellent	All markets & surfaces	Very versatile. Depending upon reduction ratio can be used for: Recycled rubber cleaner, stripping factory finish off of VCT, clean up of WAXIE Diamond Guard Remover, equipment and mop clean-up, daily cleaner.

WAXIE Sealers

Acronym/ Name	Surface Focus	Quality	Market Focus	Additional Info
S #934210	Sealer for use BEFORE applying TZ	Very nice, fast dry sealer	Any skill or market	Offers protection of the substrate from TZ becoming bonded too tightly. Added protection from plasticizer migration.
CF #934212	Concrete, stone, ceramic	Better protection than standard sealers	Any skill or market	Catalyzed sealer with added chemical and adhesion. Simple to apply.
LVT #930017	Sealer for flexible vinyl manufactured floors	Extremely durable, fast drying, thin film sealer	For institutional & consumer use	Coverage rate is approximately 2400-3200 SF per gallon, depending upon texture of the LVT. Apply at temperatures between 55-75F. Dry time is approximately 30 minutes.
Rubber Floor Sealer #930026	Sealer/finish for rubber floors	Matte sealer and finish in one	Fitness centers, rehab areas, locker rooms, day care facilities, classrooms, & dog daycare facilities	Extremely low odor, fast dry and water based. Average lifespan before reapplication is 2-3 years.

WAXIE Finishes

Acronym/ Name	Surface Focus	Quality	Market Focus	Additional Info
VF #930004	All vinyl & rubber floors	Excellent product, mop on application, extremely hand sanitizer resistant	Any manufactured floor, vinyl or rubber (SBR or recycled rubber). All labor skill levels.	Easy to apply. No special training needed. Apply with the 'grain' of textured floors. For recycled rubber, apply using a light-weight T-bar. Special note: With recycled rubber, proper cleaning is imperative. Also, Matte Finish version available upon request.
LC #930028	Specifically formulated for linoleum surfaces	Unique high performance formula	Any vinyl floor	Pot Life: Approximately 12 hours Coverage: 1800 SF/Gal, one coat, smooth non-porous surface Light foot traffic for the first overnight dry time Full cure is approximately, 3-5 days, unless speed cure polish is completed.
TZ Satin #930019	Designed for all types of floors	Versatile	All floor types	Designed for all types of floors. This includes, but is not limited to; composition rubber, sheet vinyl, plank-type vinyl or wood, VCT, terrazzo, and linoleum floors. Full cure is approximately, 3-5 days, unless speed cure polish is completed.
TZ Gloss #933101	Terrazzo & VCT	Excellent product Mop on application, extremely hand sanitizer resistant	Suitable for all application crews from the Building Service Contractors to the smallest purchaser, including contractors or end users	Easy to apply. No special training needed. TZ is far beyond the quality of competitor 'hybrid' urethanes on the market. Requires only TWO (2) coats, unlike the competition that requires 5-6 coats. Applies like typical acrylic finishes.
Ceramic Guard Mop-On #930018 & 930027	For Ceramic Stone & Masonry	Premium product	Catalyzed urethane mop-on floor finish for ceramic & stone	Fast dry, very scratch, mar, & hand sanitizer resistant. Coverage is approximately 1200-1500 SF per gallon, two thin coats.
Diamond Guard Natural #930020 & #930016	For Ceramic Stone & Masonry	Sealer & finish coat	Designed for all organic hard surfaces: natural stone(s), manufactured stone tile, concrete/cement, and ceramic	A sealer and a finish coat. Apply two thin coats for maximum performance properties.

CATALYZED URETHANE FINISHES QUICK PICK BASED ON SURFACE TYPE

CATALYZED URETHANE FINISHES	LVT	VCT	Terrazzo	Linoleum Type Sheet Vinyl	Ceramic	Natural Stone	Rubber (Recycled)	Rubber (Safety, embossed, & smooth)	Concrete*
WAXIE Diamond Guard VF Urethane Floor Finish #930004	X			X			X	X	
WAXIE Diamond Guard LC Linoleum Coating #930028				X					
WAXIE Diamond Guard TZ Catalyzed Mop-on Urethane Floor Finish #933101	X	X	X						X
WAXIE Diamond Guard TZ Satin Finish #930019	X	X	X	X					X
WAXIE Ceramic Guard Mop-On Ceramic Stone Coating #930018 & #930027					X	X			X
WAXIE Diamond Guard Natural Ceramic Coating #930016 & #930020					X	X			X

SEALERS QUICK PICK BASED ON SURFACE TYPE

Sealers	LVT	VCT	Terrazzo	Linoleum Type Sheet Vinyl	Ceramic	Natural Stone	Rubber (Recycled)	Rubber (Safety, embossed, & smooth)	Concrete*
WAXIE Diamond Guard S Catalyzed Sealer #934210	X	X	X	X					
WAXIE Diamond Guard CF Catalyzed Sealer #934212					X	X			X
WAXIE Diamond Guard LVT Sealer and Restorer #930017	X								
WAXIE Diamond Guard Rubber Floor Seal and Finish #930026							X	X	

*Concrete is regulated under Architectural Rule 1113 (CARB) and therefore differing VOC calculations and parameters

**Sheen will vary depending methods of application, drying conditions, and/or substrate porosity and condition.

***Longevity of the finish will vary (longer or shorter) based on daily traffic and cleaning schedule. 1-10 Rating: 1=low; 10=best. Re-application based on 'average' of all areas.

	CATALYZED URETHANE FINISHES APPLICATION INFORMATION						SEALER APPLICATION INFORMATION			
	VF #930004	LC #930028	TZ Catalyzed Mop-on #933101	TZ Satin #930019	Ceramic Guard Mop-On #930018 #930027	Natural Ceramic Coating #930016 #930020	S Catalyzed Sealer #934210	CF Catalyzed Sealer #934212	LVT Sealer & Restorer #930017	Rubber Floor Seal & Finish #930026
Ease of Application	very little training		very little training	very little training	training recommended	training recommended	very little training	very little training		
Cure Method	air dry	air dry	air dry	air dry	air dry	air dry	air dry	air dry	air dry	air dry
Catalyzed System	Y	Y	Y	Y	Y	Y	N	Y	Y	N
Pot-Life	12 hr	12 hr	12 hr	24 hr	12 hr	12 hr	NA	12 hr	12 hr	
Method of Application	flat mop		flat mop	flat mop	flat mop	flat mop	flat mop	roll or flat mop	T-bar	
Coverage (SF) per coat/application	1500-1800	1600-1800	1600-1800	1600-1800	1200-1800	500-3400	1200-1500	250-550	1st coat: 200-400 SF 2nd coat: 700-800 SF	2400-3200
Recommended # coats	2-3	2-3	2	2	1	1	1-2	1-2		1-2
Gloss @ 60° angle **	85 ±5°		83		90 ±5°		NA	low sheen		
Dry Time (average)	15-40 min	overnight	15-30 min	15-30 min			15-30 min	20 min	60-90 min	30-60 min
Durability Rating***	8		9	9	10	10	NA	9		
Re-Application***	9-14 mo		12-24 mo	12-24 mo	12 mo	12 mo	NA	24 mo	2-3 years	
Removability	Y	Y	Y	Y	Y	Y	NA	NA	NA	
Hand Sanitizer Resistance	Y	Y	Y	Y	Y	Y	NA	NA		

*Concrete is regulated under Architectural Rule 1113 (CARB) and therefore differing VOC calculations and parameters

**Sheen will vary depending methods of application, drying conditions, and/or substrate porosity and condition.

***Longevity of the finish will vary (longer or shorter) based on daily traffic and cleaning schedule. 1-10 Rating: 1=low; 10=best. Re-application based on 'average' of all areas.

QUICK REFERENCE GUIDE BY SURFACE TYPE

SURFACE	FINISH & RECOMMENDED COATS		PREP	MAINTENANCE	
	1st Choice	2nd Choice			
VCT (Vinyl Composite Tile)	TZ 2 Coats	Acrylic 3-6 Coats	S 1-2 Coats	Strip; Clean; Seal; Finish	Diamond Klenz with white-pad, microfiber flat mop, or Polar Pad. Use low speed floor machine, autoscrubber or hand mop systems. For Diamond Guard TZ finish, clean as stated. Polish as needed with a 3000 grit diamond pad and high speed (1500 RPM) burnisher.
LVT (Luxury Vinyl Tile)	VF 2 Coats	LVT 1-2 Coats	S 1 Coat	Strip; Abrade; Clean; Seal; Finish	Diamond Klenz with white-pad, microfiber flat mop, or Polar Pad. Use low speed floor machine, autoscrubber or hand mop.
Linoleum	VF 2 Coats	LC 2-3 Coats		Strip; Clean; Condition; Seal; Finish	Diamond Klenz with white-pad, microfiber flat mop, or Polar Pad. Use low speed floor machine, autoscrubber or hand mop.
Terrazzo	TZ 2 Coats	Acrylic 4-6 Coats	S 1-2 Coats	Strip; Clean Seal; Finish	Diamond Klenz with white-pad, microfiber flat mop, or Polar Pad. Use low speed floor machine, autoscrubber or hand mop systems. For Diamond Guard TZ finish, clean as stated. Polish as needed with a 3000 grit diamond pad and high speed (1500 RPM) burnisher.
Rubber - Recycled	VF 2-3 Coats	Rubber Sealer & Finish 2 Coats	No Sealer	Deep Clean; Rinse; Finish	Diamond Klenz with white-pad, microfiber flat mop, or Polar Pad. Use low speed floor machine, autoscrubber or hand mop.
Rubber - SBR (Safety & high density type)	VF 3 Coats	Rubber Sealer & Finish 2 Coats	No Sealer	Deep Clean; Rinse; Finish	Diamond Klenz with white-pad, microfiber flat mop, or Polar Pad. Use low speed floor machine, autoscrubber or hand mop.
Ceramic	Ceramic Guard Mop-On or Natural 2 Coats	CF 2 Coats	No Sealer	Strip; Deep Clean; Grout Color (optional); Finish	Diamond Klenz with white-pad, microfiber flat mop, or Polar Pad. Use low speed floor machine, autoscrubber or hand mop.
Stone	Ceramic Guard Mop-On or Natural 2 Coats	CF 2 Coats	No Sealer	Strip; Deep Clean; Grout Color (optional); Finish	Diamond Klenz with white-pad, microfiber flat mop, or Polar Pad. Use low speed floor machine, autoscrubber or hand mop.
Concrete*	TZ 2 Coats	CF 2 Coats	No Sealer	Strip; Deep Clean; Finish	Sweep or microfiber mop. Clean with Diamond Klenz as needed.

AREAS OF USE: HEALTHCARE FACILITIES

	CATALYZED URETHANE FINISHES APPLICATION INFORMATION						SEALER APPLICATION INFORMATION			
	VF #930004	LC #930028	TZ Catalyzed Mop-on #933101	TZ Satin #930019	Ceramic Guard Mop-On #930018 #930027	Natural Ceramic Coating #930016 #930020	S Catalyzed Sealer #934210	CF Catalyzed Sealer #934212	LVT Sealer & Restorer #930017	Rubber Floor Seal & Finish #930026
Patient Rooms	X		X	X			X			
Restrooms (Ceramic Floors)					X	X				
Emergency Care Areas	X		X	X			X			
Surgery Centers	X		X	X			X			
Exam Rooms	X		X	X			X			
Work Stations	X		X	X			X			
Physical Therapy (Rubber Floors)									X	
Dialysis Centers	X		X	X			X			
Assisted & Long Term Care	X		X	X			X			
Hallways	X		X	X			X			
Entry Ways	X		X	X			X			
Storage/Back Room (Concrete Floors)								X		
Cafeteria / Break Rooms	X		X	X			X			

*Concrete is regulated under Architectural Rule 1113 (CARB) and therefore differing VOC calculations and parameters

**Sheen will vary depending methods of application, drying conditions, and/or substrate porosity and condition.

***Longevity of the finish will vary (longer or shorter) based on daily traffic and cleaning schedule. 1-10 Rating: 1=low; 10=best. Re-application based on 'average' of all areas.

AREAS OF USE: SCHOOLS & INSTITUTIONAL FACILITIES

	CATALYZED URETHANE FINISHES APPLICATION INFORMATION						SEALER APPLICATION INFORMATION			
	VF #930004	LC #930028	TZ Catalyzed Mop-on #933101	TZ Satin #930019	Ceramic Guard Mop-On #930018 #930027	Natural Ceramic Coating #930016 #930020	S Catalyzed Sealer #934210	CF Catalyzed Sealer #934212	LVT Sealer & Restorer #930017	Rubber Floor Seal & Finish #930026
Classroom	X		X	X			X			
Locker Rooms (Ceramic Floors)					X	X				
Locker Rooms (Rubber Floors)	X									X
Fitness/Training Rooms (Rubber Floors)	X									
Gymnasiums (Rubber Floors)	X									
Gymnasium (VCT Floors)			X	X						X
Hallways			X	X			X			
Restrooms (Ceramic Floors)					X	X				
Cafeteria	X		X	X			X			
Entryways	X		X	X			X			

*Concrete is regulated under Architectural Rule 1113 (CARB) and therefore differing VOC calculations and parameters

**Sheen will vary depending methods of application, drying conditions, and/or substrate porosity and condition.

***Longevity of the finish will vary (longer or shorter) based on daily traffic and cleaning schedule. 1-10 Rating: 1=low; 10=best. Re-application based on 'average' of all areas.

ADDITIONAL TOOLS & EQUIPMENT

SAFETY SUPPLIES

Safety Glasses/Goggles

Gloves

Masks

Stripping Boots

Wet Floor Signs

OPTIONAL TOOLS & EQUIPMENT

Air Mover/Floor Fan(s)

1500 or more RPM Burnisher

Appropriate Floor Pad for Burnishing

Zorba Absorbent Control Strips, Floor Dam Stripper Stopper, etc. (to prevent liquid from entering adjacent area)

ROLLER COVERS & ACCESSORIES

Item	Item #	Amount
18" x 3/8" Micro Fiber Roller Cover	657200	12/cs
12" x 3/8" Micro Fiber Roller Cover	657201	12/cs
4" x 3/8" Micro Fiber Roller Cover	657202	50/cs
18" Plastic Heavy-Duty Roller Tray	657203	12/cs
Roller Frame - Mini (for 4" roller cover)	657204	12/cs
Roller Frame - 12-18" Expandable	657205	6/cs

FAST GLIDE FINISH SYSTEM

Item	Item #	Amount
	651800	each
18" Finish Microfiber – Blue Stripes	651851	12 dz/cs
18" Disposable Finish Mops – White	651862	50/cs

STRIP, SEAL & FINISH TOOLS & EQUIPMENT

Mop Bucket(s) and Wringer(s) (1 or 2)

Mop Handles (2 or 3)

Cotton-Blend Mops (2) (stripper/rinse)

Finish Mop or a Low-Lint Rayon or Rayon-Blend Mop and Handle; or Fast Glide Finish System

Clear Plastic Trash Liner

Doodlebug Holder with Handle

Hi Pro/Brown Doodlebug Pad(s)

Wipers/Rags


Wet/Dry Vacuum with Squeegee, or Floor Squeegee with Handle (if not using autoscrubber)


Scraper (and Handle, if needed)

175-RPM Floor Machine with Pad Driver, or Autoscrubber

Floor Pad(s) – Hi Pro or Black

1500 – 3000 WAXIE Diamond Floor Pads





Unleashing the Strength of a National Platform

Envoy Solutions is a specialized distributor and solution provider serving the US market through a family of the nation's best regional distributors. We specialize in jan-san, foodservice, packaging, and marketing execution. We're way more than a catalog or website—we're people who listen, roll up our sleeves, and do the heavy lifting. We offer a broad catalog of top brands and products, along with deep expertise and advice, to help our client-partners succeed. We are driven to make facilities cleaner and more sustainable, people safer, and operations more productive, every day.

For more information on Envoy Solutions, visit www.envoyolutions.com

Rev. 09-22



WAXIE Cleaning Solutions are available through Envoy Solutions and our Regional Distribution Brands
www.envoyolutions.com | (800) 955-4466

© 2022 Envoy Solutions